

Operation Instructions

Make your choice...

M-605/605M Touch Free Sensing Switch

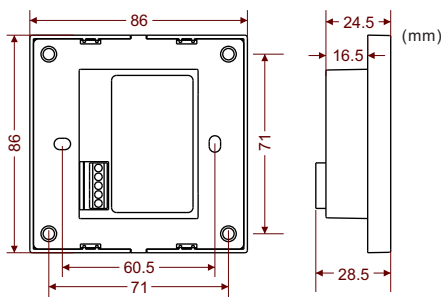


1 Safety Instruction

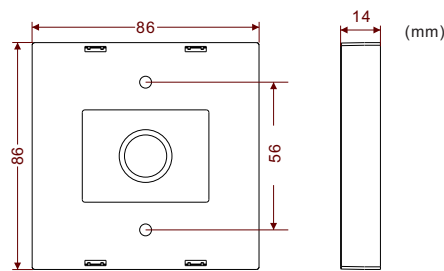


Thanks so much for your purchasing, please refer to the following before using.

2 Product Overview




M-605(Concealed type)




M-605M(Exposed type)

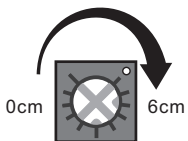
LED indicator:
Standby-Blue
Action-Red



3 Wiring Diagram



4 Sensitivity adjustment



The clockwise direction the induction distance becomes farther, the counterclockwise direction the induction distance becomes closer, and the maximum induction distance is 6cm, the default induction distance is 3cm.
Note: The adjusting knob need to open the lid before operation.

5 Parameter

Input power:	AC/DC12V~24V	Action current:	35mA(DC12V power supply)
Induction distance:	0~6cm Adjustable	Standby current:	13mA(DC12V power supply)
Relay output:	Normally open / Normally closed	Dimension:	86×86mm
Relay contact capacity:	1A 24V DC	Packing list:	Switch*1, Screws bag*1, Instructions*1, 6PIN wire*1(605M)