

Operation Instructions

Make your choice...

M-254E Infrared Motion & Presence Safety Sensor


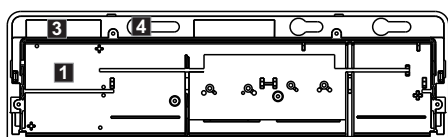


1 Safety Instructions



Thank your for your purchasing, please refer to the following details before using.

2 Product Overview

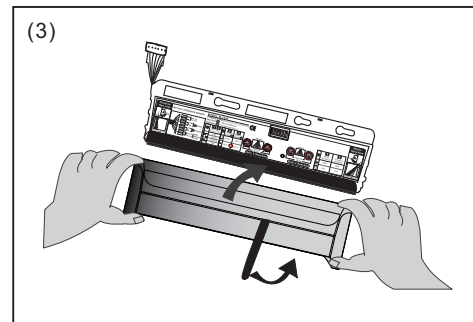
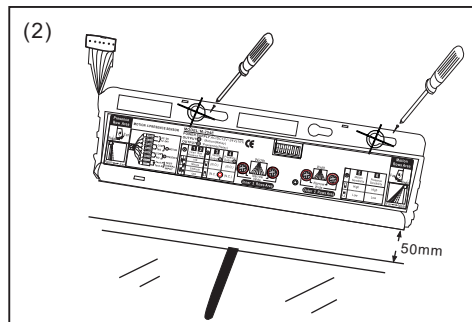
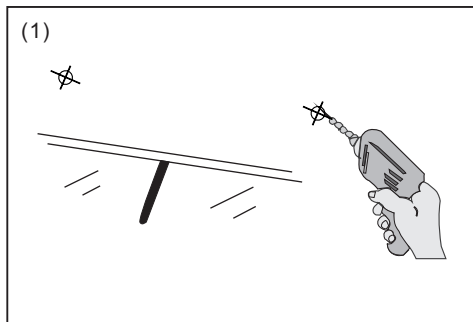


- 1 Bottom Cover 2 Top Cover 3 Wire holes 4 Screw holes x 3 5 Dip Switch 6 6-pin line 7 Depth adjustment of inner 2 lines
8 Depth adjustment of outer 2 lines 9 Led Indicator 10 Width adjustment of inner 2 lines 11 Width adjustment of outer 2 lines

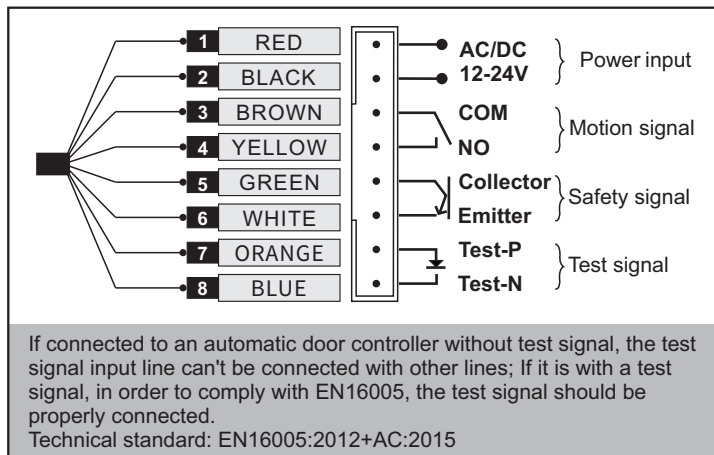
3 Characteristics

- This sensor integrates the motion and safety function by infrared technology, is applied to the automatic door for opening and safety function. Efficient and precise to control the inductive range. Infrared anti-pinch function adopt background self-learning function, auto adapt to various occasions intelligently.
- Automatic and real-time accurate compensation for time drift of the background, self-correction due to changes in various external factors (such as: vibration, deformation, gradual shift, light and dark, and sunlight, etc.) to ensure the long-term and reliable operation of the detector.

4 Installation

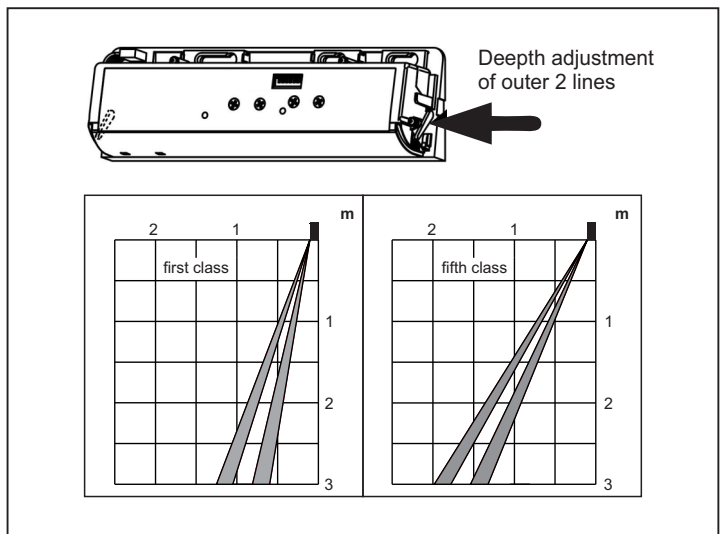
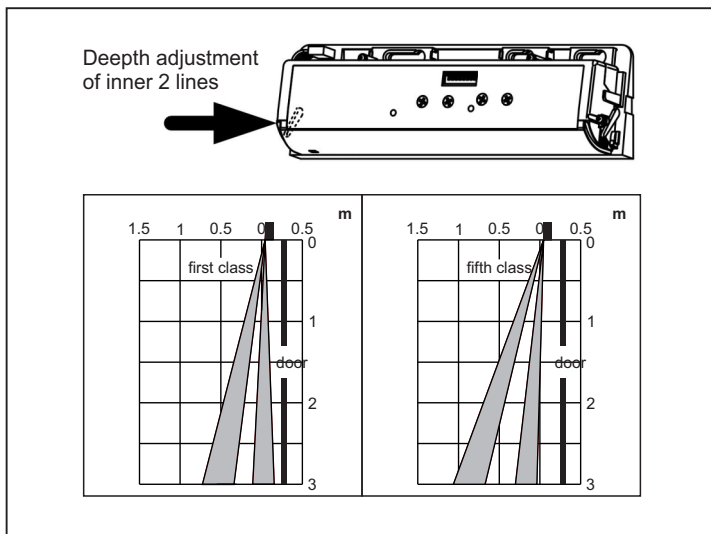


5 Wiring Diagram & Dip Switch Setting

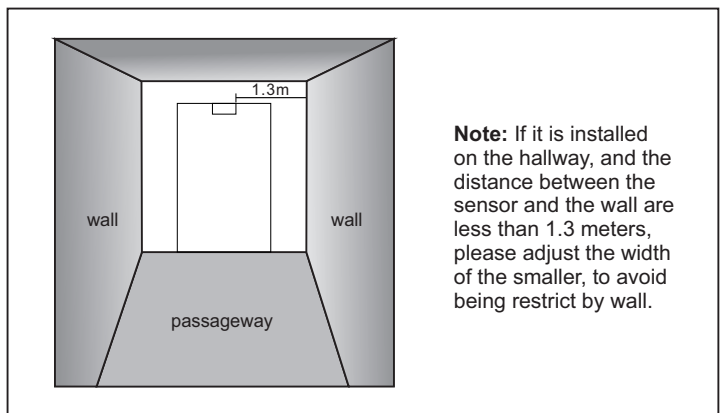
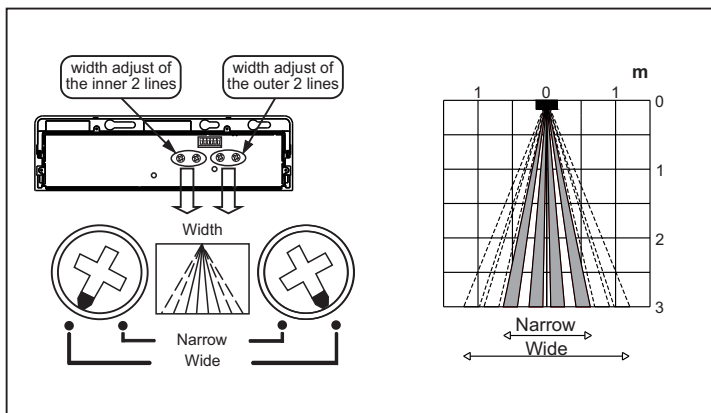


Time of background updated				
	15S	1M	30M	∞
Motion relay				
	NO	NO	NC	NC
Presence relay				
	NO	NO	NC	NC
Sensibility of motion				
	High	High	Low	Low
Sensibility of presence				
	High	High	Low	Low

6 Infrared Activation Sensing Field



Width adjustment of the inner or outer 2 lines:



7 Parameter

Power input:	AC/DC 12~24V(±10%)	Quantity of ray:	1 line for presence, 4 emits, 16 spots
Cable length:	2.5m		3 lines for motion, 12 emits, 48 spots
Max installation height:	3000mm	Self-learning time:	10s
Static current:	30mA(DC12V)	Operation indicate:	Standby by green led, motion by yellow led,
Action current:	110mA(DC12V)		Presence by red led
Cover:	ABS	Detection range:	1600(W)×800(D)mm
Ray type:	Infrared modulated light	Output hold time:	Presence 500ms, motion 2s
Ray source:	Infrared 940nm	Respond:	≤100ms
Temperature:	-40℃~60℃	Dimension:	229(L)×67(W)×41(H)mm

8 Packing list

NO	Parts	PSC	Remark
1	Sensor	1	
2	Instructions	1	
3	Screws bag	1	
4	Wiring	1	2.5m