

Operation Instruction

M-237W Wireless Infrared Detector

Make your choice.....



1 Safety Instruction

! Thank you for buying this product. Please read this manual before installation.

2 The overall structure parts

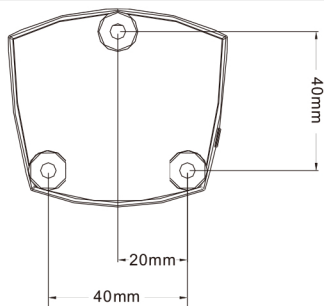


- | | | |
|---------------------------------|--------------------------|-------------------------|
| 1 bottom cap | 5 receiver | 9 Filter & cover |
| 2 Mounting screw holes×3 | 6 indicator light | 10 bottom cap |
| 3 Wiring label×2 | 7 6F22 9Vbattery | 11 Power switch |
| 4 emitter | 8 Coding switch | |



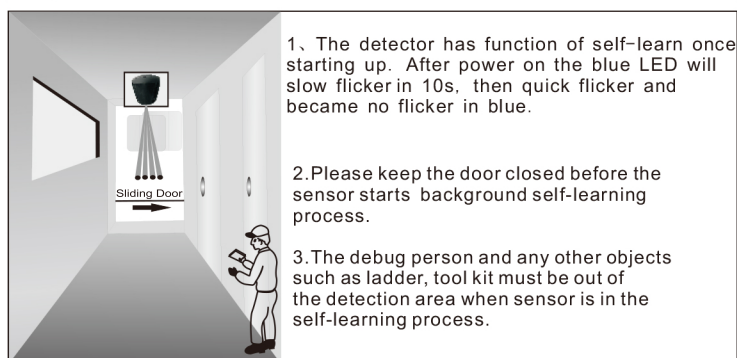
3 The overall quality

- Adopt wireless emit&receive technology, easy for installation.
- One-piece cover design, beautiful, dustproof, easy fixed and installation.
- Can be used in supermarkets, stores, and various kinds of automatic door which pedestrian pass through frequently. can be used as Human existence detection in small space. Also has auto-induction and anti-pinch function.
- one way to emit, one way to receive, intelligent adaptive infrared sensors.
- Induction area and Angle can be adjusted.
- Always self-correcting once be influenced by quake, distortion, move, dark and sunshine. Ensure the sensor can work durable.

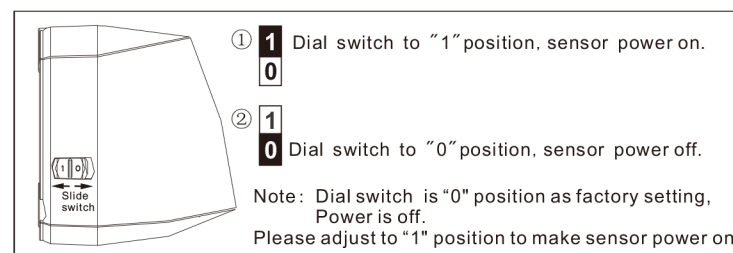
4 Installation Dimension



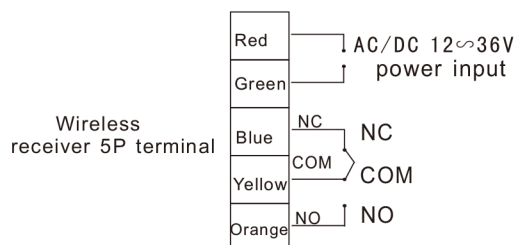
5 Installation and adjustment



6 Function Setting




7 Input and Output



8 Output state

- ① **M** M position: sensor outputs open signal around 2S for every operation.
- ② **L** L position: Sensor always outputs open signal for every operation.

9 Matching way



- This product is with the function of coding self-learn. Make sure the code of sensor has been learned into the receiver before using (16 kinds of codes can be learned).
- Operation way: Press the learned button for 1S, indicator light turns green. Moving your body or shake your hands to make sensor detect. The sensor has been learned by the receiver successfully with two flashes of green light appears.
- Delete method: Press the learn button for 5S, turns to green light, all the codes has been deleted successfully (Can not delete one by one).
- Switch off power when switching the function of L-type and M-type. Otherwise, the receiver maintains the previous state.

10 Parameters

Sensor

Dynamic current: 13mA	Sensing method: infrared scanning
scanning area: 100×80mm	battery model: 6F22 9V
Frequency: 315MHz	Wireless transmit distance: 15M
standby current: ≤80μA	Sensing distance (MAX) :1000mm
working temps: -20℃+60℃	Installation height: ≤2600mm
Dimension: 63 (L) ×57 (W) ×52 (H) mm	

receiver

power supply: AC/DC12-36V	quiescent dissipation: 15mA
dynamic current: 80mA(DC12V)	Main contact capacity: 20A 14VDC
Contact holding time: 2 seconds	Wireless transmit distance: 15M
Dimension: 123 (L) ×50 (W) ×32 (H) mm	