

# Operating Instructions

## M-201S Hand inductive switch

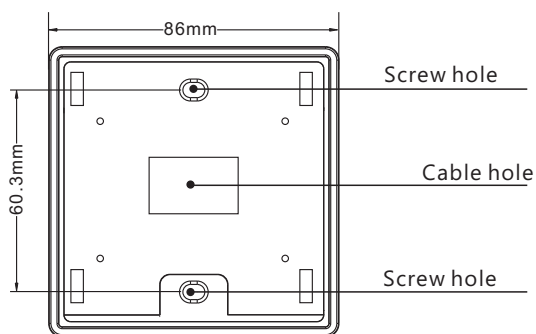
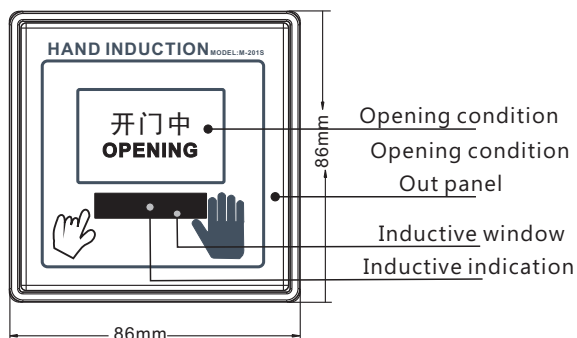
Make your choice.....



### 1 Safety instructions

**!** Thank you for choosing us. Please read this instruction before your installation

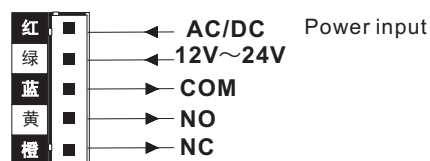
### 2 Product overview



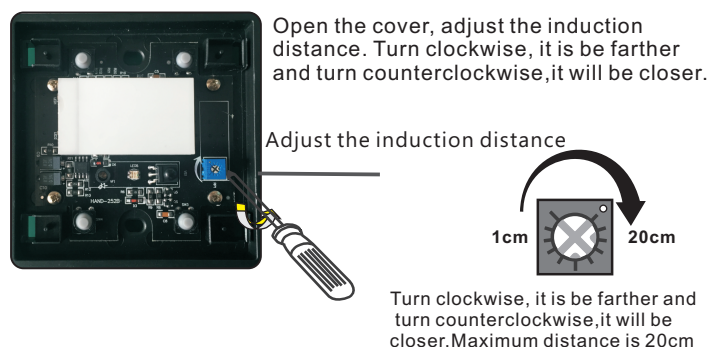
### 3 Character

- Infrared inductive switch with press or both function
- Open the door with hand( or reflective object) induction, it is clean and no pollution
- The induction distance: 1—20cm( adjustable), set the distance based on your requirement
- High sensitive Infrared counter tube, Quick and convenient
- Adopt Infrared modulation and demodulation, there is no disturbance or to be disturbed
- 86 model board installation design meet your convenient installation freely
- Laser engraving process in the panel with backlight display, the style is new and fashion.
- Relay contact output, it is ready for any control equipment to connect

### 4 Connection guidance



### 5 Adjust the induction distance



### 6 Application



The best inductive switch for clean house( Operation room, decontamination room etc)



The door inductive switch in Restaurant and so on

### 7 Technology data

Power input:	AC/DC12V~24V
Induction distance:	1—20cm(Adjustable)
Modulation and demodulation Frequency:	38KHZ
Action current:	43mA(DC12V)
Standby Current:	8mA(DC12V)
Dimension:	86×86×14mm